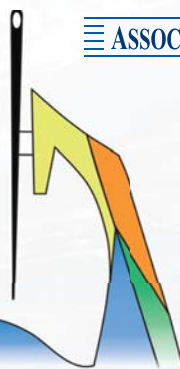


ASSOCIATION OF NEW ZEALAND EMBROIDERERS' GUILDS INC

Embroidery



Nelson, 2018

The Centre of Things

Registration Book

ANZEG Biennial Conference

National Embroidery School

National Embroidery Exhibition

Nelson ■ 13-19 July 2018

contents

SECTION 1: Programme and Registration Information

Conference 2018 Programme.....	3
Map of central Nelson.....	4
Conference Contacts; Important Dates; General Information.....	5-7
ANZEG President's Welcome.....	7
FORM: Conference 2018 Registration Form	8

SECTION 2: National Embroidery School

National Embroidery School general information.....	9
Table of Workshops; 3 Day Classes.....	10-11
2 Day Classes.....	12-21
1 Day Classes.....	22-23
Evening Lecture Programme.....	24
FORM: National Embroidery School Registration Form	25

SECTION 3: National Embroidery Exhibitions

Conditions of Entry; Exhibition Awards.....	26
Exhibition Sections/ Entry Instructions.....	27
FORM A: Embroidery Exhibition Registration	28
Exhibition Entry Form A instructions.....	29
CHECKLIST.....	29
Exhibition Entry Form B instructions.....	30
FORM B: Embroidery Exhibition Entry Form	31

The Nelson Embroiderers' Guild wishes to thank our overall sponsors:



CraftCo & The CraftWeb

threads

We also acknowledge all our Guild members for their significant fundraising efforts over the past two years.

A full list of all sponsors for the exhibition prizes will be published in the Exhibition Catalogue.

CONFERENCE 2018 PROGRAMME

Venues: **Nelson School of Music**, Nile Street for the ANZEG Biennial Conference.

Nelson Marlborough Institute of Technology (NMIT), which is situated between Hardy and Nile Streets in central Nelson, for the National Embroidery School.

There is easy access to all facilities, for all attendees.

Registration Desk open 8:30am – 4:30pm, Friday to Thursday

Merchants' Mall open 8:30am – 4:30pm, Friday to Thursday

Exhibition open 9:30am – 5:00pm, Saturday onwards.

Thursday July 12: Executive Meeting

Friday July 13: 9.30am-3pm Extensions Day & Extensions BGM
6.30pm Exhibition Opening

Saturday July 14: **Association Day**
At the Nelson School of Music auditorium
9.00am Conference welcome
9.15am Lecture: Paula Hucklesby – recipient of 2016 Study Assistance Grant
10.15am Introduction to Executive

At NMIT
10.30am Morning Tea
11.00am Regional Meetings
12.30pm Lunch

At the Nelson School of Music auditorium
1.30pm Keynote Speaker: Phillipa Turnbull – “A Timeline of Crewel Work”
2.30pm Lecture: “Nelson – Home of Wearable Art”
3.30pm NZ Tapestry Trust: Margaret Erskine, Margaret Kennedy and Jeanette Trotman
4.00pm Free time
6.30pm Awards Dinner at The Granary, Founders Heritage Park

Sunday July 15: **Association Biennial General Meeting**
At the Nelson School of Music auditorium (except for morning tea and lunch)
9.00am Church Service
9.30am Morning Tea
10.15am Biennial General Meeting
Followed by:
■ Presentation of Modules Certificates
■ Executive 2 Year Service Presentation
■ Announcement of 2018 Study Assistance Grant Recipient
■ Introduction of new Executive
12 noon Conference 2020 presentation and signing of Letter of Agreement
12.30pm Lunch
1.30pm Keynote Speaker: Hazel Blomkamp – “Is It Art?”
2.30pm Lecture: Jane Siddall – recipient of 2016 Study Assistance Grant
3.30pm Free time, with an optional group visit to the Exhibition

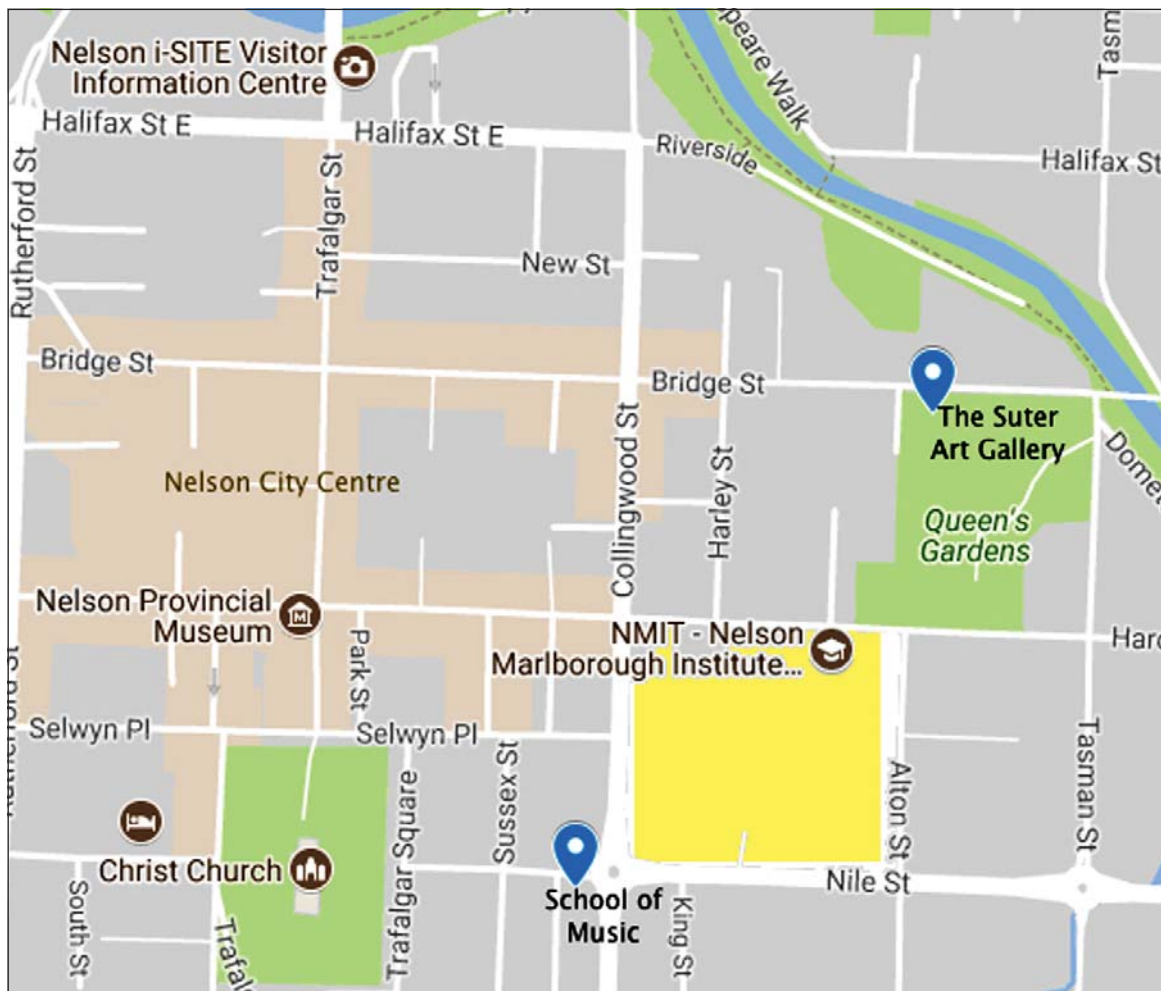
Monday July 16 to

Thursday July 19: **WORKSHOPS BEGIN**

All workshops will begin at 9am.

Lunch will be for 1 hour, with rolling starts between 12 noon and 12:30pm.

Workshops will conclude 2 hours after the lunch break finishes.




When in Nelson Don't Miss The



Liqueurs & Schnapps
Jewellery, NZ Wool Products
Locally Made Arts & Crafts
Gorgeous Garden, Guinea Pig Village
and a
Large Beautiful Shop



40 McShane Road, Richmond, Nelson. Ph 03 544 4977.
www.eyebright.co.nz



The Nelson Embroiderers' Guild invites all embroiderers and textile artists to join our 2018 celebration of embroidery.

Our venues are in the central city and close to all amenities.



Accommodation information is available on www.nelsonnz.com/accommodation/

*Wanting to have an extended stay? Come earlier for *Light Nelson*, July 6-10, or explore our vibrant arts scene fuelled by fresh food, fine wine and generous sunshine.*

Winter in Nelson is (usually) mild and pleasant and our welcome is always warm.



www.nelsonembroiderersguild.co.nz
www.nelsonnz.com
thesuter.org.nz
lightnelson.org.nz

CONFERENCE CONTACTS

Conference Postal Address:
ANZEG Conference 2018, PO Box 1681, Nelson 7040, New Zealand

Conference 2018 details and Registration Forms are now on the website: www.conference2018.co.nz

Conference Convenor

Annette Garcia
convenor@conference2018.co.nz
021 832 664

Registrations Secretary

Angela Gittus
secretary@conference2018.co.nz

Treasurer

Jo McLean
treasurer@conference2018.co.nz

Exhibitions Convenor

Paula Hucklesby
exhibitions@conference2018.co.nz

Workshop Convenors

Karen Richards, Cheryl Curtis
workshops@conference2018.co.nz

Merchants' Mall

Heather Miller
merchants@conference2018.co.nz

Please address all enquiries to the Conference Convenor Annette Garcia, by email or post where possible.

IMPORTANT DATES

2017: November 15 REGISTRATIONS OPEN

2018: February 28 Last day for registrations before late fee applies.

May 18 All exhibition entry fees and forms received.

May 30 Registrations close.

June 14 Final day for all exhibition submissions to be received.

July 13 CONFERENCE BEGINS. All Guild banners to be delivered for hanging before 5pm.

GENERAL INFORMATION

PUBLICATIONS

This Registration Book is the ONLY book detailing the ANZEG Biennial Conference, the National Embroidery School and the National Embroidery Exhibition. Please retain it for your information.

Copies of the information in this book and entry forms are also available to download from our website: www.conference2018.co.nz

REGISTRATION AND PAYMENT

All attendees must pay the base registration fee.

Other ANZEG Biennial Conference events and the National Embroidery School events have their individual fees, in addition to the base registration fee.

We are offering online registration for the ANZEG Biennial Conference and the National Embroidery School. The online system will be available from 9am, Wednesday November 15, 2017 and will only show those Conference options and Embroidery School workshops that still have places available. Attendees who register for workshops online will have their class place confirmed as soon as payment is cleared.

Our preference is for registrations and payments to be made online. Payments may be made by internet deposit, credit card, cheque or bank draft.

Credit card payments will be accepted by the online system at the time registration is made.

Other types of payments must be received within 5 working days of the online booking being made. If payment is not received within this time your registration will be cancelled and any workshop places made available for others to claim. Our registration page has the full payment details.

Those who prefer to register using the paper forms will still need to list their first, second and third options for workshops. Conference volunteers will enter paper registrations into the online system from 9am, Wednesday November 15, 2017. Registrations will be entered in order of receipt.

Late registrations received after February 28, 2018 will incur a late fee of \$15.

CANCELLATIONS AND REFUNDS

Registrations cancelled by an attendee before March 1, 2018 will be subject to an administration fee of \$30. This will be deducted from your refund. A refund of fees will not be made on cancellations by attendees after March 1st, 2018. However, the Conference Committee will consider each case on its merits.

MEALS AND DRINKS

Morning teas and lunches are included in the ANZEG Conference and National Embroidery School fees. NMIT has filtered water fountains close to all classrooms and the student café will be open for soft drinks and specialist coffees.

TRANSPORT

Those arriving at Nelson Airport will find shuttles and taxis conveniently outside the main entrance. Fares from the airport to the city centre range from \$20 to \$30. We will advise the local firms of general arrival times so sufficient transport will be available.

There are many accommodation options nearby to NMIT, but only a limited bus service within Nelson. We would be grateful if attendees with cars would make places available to those who do not have transport to conference and workshops etc.

Parking at the NMIT carparks is restricted to permit holders. Please contact the committee by email if you have mobility issues and will be using your own car, we will have a few temporary permits available. There is plenty of parking space in the streets around NMIT.

DISABILITIES, DIETS, WHEELCHAIR ACCESS

Please advise us of any special mobility requirements or special medical diets when you are registering for conference (see Registration page). All Conference events and National Embroidery School workshops will be held in buildings with lifts and access for those with disabilities.

ACCOMMODATION

There is no student hostel at NMIT so all attendees must make their own arrangements for accommodation and for meals not covered by the Conference or School events. Both NMIT and the School of Music are close to the Nelson city centre where there are cafes, restaurants, pubs and nightclubs to suit all tastes and budgets for evening meals. Some central city cafes are open for breakfast.

EXHIBITIONS

Please pass on information about the National Embroidery Exhibition to any non-Guild members in your area who may have the appropriate expertise and who may wish to submit work.

All exhibition classes, *except Founders*, are open to non-members.

Entry forms and conditions are found in this book and on our website: www.conference2018.co.nz

You may wish to photocopy pages in this book.

OFFICIAL OPENING OF EXHIBITION:

Friday July 13, 2018 – at the Suter Gallery, 208 Bridge Street, Nelson. (Maximum attendees 200).

We suggest you make plans to dine out after the 6.30pm opening.

AWARDS DINNER : Saturday July 14, 2018, at The Granary, Founders Heritage Park, 87 Atawhai Dr, The Wood, Nelson

(maximum attendees 200).

Cash bar available during dinner and a bus will be available to transport guests to and from the dinner.

Attendees will celebrate the occasion as we present awards to the winners of the National Embroidery Exhibition, 'The Centre of Things'.

ANZEG and the Nelson Embroiderers' Guild are looking forward to hosting their guests at this event.

MERCHANTS' MALL

The Merchants Mall will be situated in large class rooms close to the NMIT student café, where lunches and morning teas will be served.

Hours: Friday July 13 to Wednesday July 18, 9am-5pm, Thursday July 19, 9am-1.30pm

EXTENSIONS DAY: Friday July 13, 2018

Extensions Day will be a full day of learning with details to be announced closer to the date. If tools or equipment are required members will receive that information with plenty of notice.

The day will start at 9.30 am and include the Extensions BGM with the day finishing approximately 3.30pm.

Fee for the day will be \$55 and covers the full program, including lunch and morning tea.

CONFERENCE FEES

The Base Registration Fee is \$70 for ANZEG members and \$85 for non-ANZEG members.

Extensions Members' Day Fee for Friday July 13 is \$55 and covers the programme, morning tea and lunch.

Conference Attendees' Fee for Saturday July 14 and Sunday July 15 is \$40. This covers the programme, morning tea and lunch.

BIENNIAL GENERAL MEETING (BGM)

The BGM is not just for Guild delegates but for everyone. It is a good opportunity to learn how the Association of New Zealand Embroiderers' Guilds functions.

DELEGATES, NON-VOTING DELEGATES AND OBSERVERS

For the Biennial General Meeting, all Guilds are invited to elect representatives to vote on their behalf.

■ A Delegate is your Guild representative at the BGM. Delegates sit in a specially designated area and if an issue is voted on, your delegate has the right to cast a vote and speak on your Guild's behalf.

■ A Non-Voting Delegate sits with the delegate and assists in decision-making on behalf of your Guild. She does not have voting or speaking rights.

■ An Observer is any Guild member who wishes to attend the BGM. All Guild members are most welcome to attend this meeting and are encouraged to do so. Observers generally do not sit with the delegates but in the main body of the meeting venue.

REGIONAL MEETINGS

These meetings are for all members and this is your opportunity to:

- Meet your Regional Representative.
- Have planning time to work out dates/events/anniversaries for your region.

CHURCH SERVICE: Sunday July 15, 9am

A short, ecumenical service will be held at 9am on Sunday in the Nelson School of Music auditorium. Everyone is welcome to join in. There will be a gold coin collection.

GUILD BANNERS

Guild Banners will be hung in the Nelson School of Music auditorium and must be delivered to the Registration Desk before 5pm on Friday July 13. No banners will be accepted after this time.

GUILD AND EXTENSIONS DISPLAYS

During February 2018, every ANZEG Guild will be invited to participate in the Guild display area at Conference 2018.

The Guilds and Extensions Displays will be on display throughout Conference.

Set up to be done on Friday July 13, 2018 and will be open to the public from Saturday July 14 to Thursday July 19, 2018.

Guild Displays must fit within 1 metre square.

Guilds and Extensions groups must bring their display on a piece of fabric with a rod that may be hung from the roof or leaned on an easel. Pins and tape are not permitted in the exhibition space.

Entry for ANZEG Conference and National Embroidery School attendees will be free – name badges must be worn at all times.

ANZEG PRESIDENT'S WELCOME



ANZEG
President:
Pauline
Cosgrove
Haggerty.

The Association of New Zealand Embroiderers' Guilds in conjunction with Nelson Embroiderers' Guild wish to extend an invitation to all members to attend the Biennial Conference of the Association. This is a wonderful opportunity for us all to attend over the seven days, participating in what is our passion and major enjoyment, embroidery and all the relative pastimes that are involved.

Extensions' Members meet on the Friday, to share and be entertained with new and contemporary ideas. Friday evening the National Exhibition will be opened at the Suter Gallery and will be open to all for an extended period, which is a wonderful opportunity for all to revisit and soak up the inspiration of other embroiderers and textile artists.

Displays will be on view at the Conference venue and other facilities over the week, including at many businesses throughout Nelson. The two Study Grant Recipients will be displaying information relevant to their studies, together with Guild displays and NZ Tapestry Trust Panels. We have so much to share with visitors and citizens of Nelson.

Association Days are held over Saturday and Sunday, offering an excellent programme for you all to grow and extend yourselves, while listening to the experiences of our ANZEG Invited Tutors, Study Recipients and others. Included in Sunday's programme is ANZEG's Biennial Meeting, when your Executive members are elected to act on your behalf for the following two years. This is also where you as members can have input into the future direction and growth of the Association. From Monday to Thursday, workshops to inspire us all are available. ANZEG and Embroiderers' Conference 2018 Committee have sourced the most amazing and talented tutors to whet our appetite with new ideas, offering fabulous new techniques and sharing their expertise with us over the four days.

Please take up this challenge and attend the seven days, making the most of the opportunities that have been arranged for us all to share, learn and be inspired. All Guilds should have representation with two delegates attending the Conference. Of course, once they have attended the Conference it would be a shame not to make the most of the opportunity to stay on for workshops. Perhaps you have stitching friends who are not Guild members? Please ask them to join you as all are welcome. Guild members and non-Guild members are also welcome to submit work for the Exhibitions.

I do not think I have mentioned the Merchant's Mall... how remiss of me! What other way are we going to obtain stash enhancement and learn of new products that we have not seen before?

This is the time to support the Embroiderers' Conference 2018 committee and join together to celebrate in one of the sunniest cities in New Zealand in the very centre of our beautiful country – hence the very appropriate Conference theme: "The Centre of Things".

CONFERENCE 2018 REGISTRATION FORM

REGISTRATION OPENS ON NOVEMBER 15, 2017.

Register online for both the ANZEG Conference and the National Embroidery School using the link at www.conference2018.co.nz/registrations and receive confirmation of your registration as soon as your payment clears.

Refer to full registration conditions previously printed in the book. Please print clearly.

One person per Registration Form and ALL attendees must register.

Name: _____

Address: _____

Email address: _____

Phone: (preferred) _____ (alternative) _____

ANZEG Guild Name (if a member): _____

Special Requirements:

Please tick and attach, on a separate page, your requirements for our medical officer

☐ Mobility disabilities ☐ Vegetarian ☐ Gluten Free ☐ Dairy Free ☐ Other Allergies

Contact information while at the ANZEG Conference or the National Embroidery School:

I will be arriving at Nelson airport on date: _____ approximate time: _____

I will be staying at (name of hotel, motel or B&B): _____

or address of private accommodation: _____

Contact telephone number: _____

I will be (please tick) ☐ staying alone or ☐ sharing with _____

Emergency Contact Name: _____ Phone: _____

REGISTRATION FEES

Base Registration Fee	ANZEG members' fee	OR	\$70	\$ _____
	Non-members fee		\$85	\$ _____
	Late fee after February 28, 2018		+\$15	\$ _____

ANZEG BIENNIAL CONFERENCE:

Conference Attendees' Fee for Saturday July 14 and Sunday July 15 - this covers the programme, morning tea and lunch.

Conference Attendees (Saturday and Sunday) \$40 \$ _____

I am attending the conference as a: (please tick one)

☐ ANZEG Exec Member ☐ Delegate ☐ Non-Voting Delegate ☐ Observer ☐ Tutor

NATIONAL EMBROIDERY SCHOOL:

The workshop \$80/day fee covers class running costs, morning teas and lunches.

☐ Workshop fees as totalled on the National Embroidery School Registration Form p25 \$ _____

Do not include your kit costs.

☐ Lecture fees as totalled on the National Embroidery School Registration Form \$ _____

ADDITIONAL EVENTS:

Extensions Members' Day Fee for Friday July 13 is \$55 and covers the programme, lunch and morning and afternoon tea.

☐ Extensions Day (ANZEG Extensions members only) \$55 \$ _____

☐ Exhibition Opening (Friday night, limit 200) \$10 \$ _____

☐ Awards Dinner (Saturday night, limit 200) \$75 \$ _____

☐ Dinner Transport (Saturday night) \$10 \$ _____

All fees include GST. TOTAL \$ _____

FIRST PHOTOCOPY - then return this form to:

The Registration Secretary: ANZEG Conference 2018, PO Box 1681, Nelson 7040, New Zealand

National Embroidery School

The National Embroidery School will run from Monday 16 to Thursday July 19, 2018.

**The venue is NMIT (Nelson Marlborough Institute of Technology)
which is situated between Hardy and Nile Streets in central Nelson.**

There is easy access to all facilities, for all attendees.

FEES

Workshop fees are \$80 per day.

National Embroidery School attendees are required to pay the Base Registration Fee. If you are also attending the ANZEG Conference or any additional events you only need to pay ONE base registration fee. *Attendees who are full-time students between 12 and 18 years old may claim a \$40 discount for class 106 #StitchPlay*

REGISTRATIONS AND PAYMENTS

Workshop registrations open November 15, 2017 and close on May 15, 2018.

We are offering online registration for the National Embroidery School. The online system will be available from 9am, Wednesday November 15, 2017 and will only show those workshops and lectures that still have places available. Attendees who register for workshops on-line will have their places confirmed as soon as payment is cleared. Our preference is for registrations and payments to be made online. Payments may be made by internet deposit, credit card, cheque or bank draft. Credit card payments will be accepted by the on-line system at the time registration is made. Other types of payments must be received within 5 working days of the on-line booking being made. If payment is not received within this time your registration will be cancelled and your workshop places made available for others to claim.

If registering via the paper form, please list your first, second and third options for workshops. Conference volunteers will enter paper registrations into the on-line system from 9am, Wednesday November 15, 2017. Registrations will be entered in order of receipt.

SKILL LEVELS

- Beginners – No experience with the technique being taught is necessary.
- Intermediate – Knowledge of basic stitches and materials in the technique being taught, are required.
- Experienced – Ability to execute both simple and difficult stitches in the technique.
- All levels – Class suitable for all levels.

If in doubt about your ability to attend a certain workshop, consult an experienced member of your Guild or contact Workshops Convenor Karen Richards (workshops@conference2018.co.nz) for more information.

CANCELLATIONS AND REFUNDS

Enrolments will be assessed during February and March 2018 to determine the viability of each workshop. To ensure that your preferred workshop(s) go ahead, please register early. All those registering after February 28, 2018 should check our website to confirm which workshops still have places. We will accept late registrations for workshops until May 30, 2018.

The National Embroidery School committee may cancel workshops due to insufficient registrations or due to some exceptional circumstance. Attendees who have registered online will be contacted personally to arrange an alternative workshop.

- Attendees registering using the paper forms will be enrolled in either their second or third option.
- In either case, if no alternative workshop is suitable then a full refund of the relevant fees will be made.

Registrations cancelled by an attendee before March 1, 2018 will be subject to an administration fee of \$30. This will be deducted from your refund.

A refund of fees will not be made on cancellations by attendees after March 1, 2018. However, the Conference Committee will consider each case on its merits.

KIT COSTS

Kit costs will be paid to the tutor at the beginning of the class. It would be helpful to tutors if you bring the correct cash.

As some overseas tutors have supplied their kit costs in their own currency an indicative cost has been quoted. This is because of fluctuating exchange rates. True costs to participants will be based on the exchange rate at time of payment to tutor.

SEWING MACHINES

If you attend a workshop requiring a sewing machine and are unable to bring your own, a limited number of machines will be available for hire. Please indicate on the Workshops Registration Form if you wish to hire a sewing machine.

If you are bringing your own machine it must be tagged with a current electrical certification.

WORKSHOP CATERING

The cost of morning teas and lunches is included in the workshop fee.

table of WORKSHOPS

MONDAY

TUESDAY

WEDNESDAY

THURSDAY

3 DAY: MONDAY, TUESDAY and WEDNESDAY

301 Jenny Bennett
302 Jane Siddall
303 Lois Parish-Evans

3 DAY: TUESDAY, WEDNESDAY and THURSDAY

304 Colleen Plank

2 DAY: MONDAY and TUESDAY

201 Hazel Blomkamp
202 Phillipa Turnball
203 Marilyn Heazlewood
204 Fiona Crowther-Aker
205 Alison Snapp
206 Camilla Watson
207 Dale Rollerson
208 Margaret Lee
209 Anne Jacquiery
210 Heather Hamm
211 Christine Bishop
212 Judy Mason
213 Yvette Stanton
214 Kerry Seeley
215 Maree Talbot
216 Jane Nicholas
217 Margaret Light
218 Ronnie Martin
219 Gary Clarke
220 Glenys Fry

2 DAY: WEDNESDAY and THURSDAY

221 Jo Dixey
222 Shirley Pygott
223 Hazel Blomkamp
224 Marilyn Heazlewood
225 Fiona Crowther-Aker
226 Alison Snapp
227 Camilla Watson
228 Dale Rollerson
229 Margaret Lee
230 Anne Jacquiery
231 Heather Hamm
232 Christine Bishop
233 Judy Mason
234 Yvette Stanton
235 Kerry Seeley
236 Maree Talbot
237 Jane Nicholas
238 Margaret Light

HALF DAY: THURSDAY

099 Gary Clarke

1 DAY: MONDAY

101 Wendy Bailye
102 Shirley Pygott
103 Jo Dixey

1 DAY: TUESDAY

104 Wendy Bailye
105 Shirley Pygott
106 Jo Dixey

1 DAY: WEDNESDAY

107 Phillipa Turnball
108 Wendy Bailye
109 Ronnie Martin
110 Gary Clarke

1 DAY: THURSDAY

111 Phillipa Turnball
112 Wendy Bailye
113 Ronnie Martin

Please see our website www.conference2018.co.nz for full sized, close-up or additional photographs for each workshop.

Conference 2018 and the Association of New Zealand Embroiderers' Guilds reserve the right to use photographs and copy related to all entries for publicity purposes.

3 DAY classes

301



MONDAY, TUESDAY, WEDNESDAY

Jenny Bennett: *Poppies Remembrance Needle Book*

You will work on pre-printed backgrounds with a variety of embroidery techniques and stitches, to create an informative needle book. You will then have a reference to the most popular needles used in embroidery and will have also created an embroidery for each page of the book.

Kit cost: \$75

Level: Intermediate

Jenny Bennett has been teaching embroidery for the past 28 years, in a variety of places around the world, and on cruises. She started with smocking which then led to embroidery and to the opening of her shop Jennifer Bee Embroidery.

302



MONDAY, TUESDAY, WEDNESDAY

Jane Siddall: *From Story to Embroidery*

This workshop is designed to help you learn to be confident in self led design and how to create narrative in your embroidery designs. Starting with a favourite story, poem or lyric, you will explore techniques including collage, drawing, sketching, creative thinking and imaginative problem solving, to create original and unique images and the transferral of them to cloth.

Kit cost: \$10 + extra for colour photocopying

Level: All levels

Jane Siddall has qualifications in Media Arts, Drawing and Tapestry. She has exhibited widely in NZ and Australia and has been the recipient of many awards including the 2016 ANZEG Study Grant.

303



MONDAY, TUESDAY, WEDNESDAY

Lois Parish-Evans: *Linear Landscapes – A Thread Painting Journey*

In this workshop you will be encouraged to develop your own designs and colour schemes. You will use photos or images to create a unique design which you will translate, with the use of your sewing machine, into a thread painting.

Kit cost: Nil

Level: Intermediate

Lois Parish-Evans moved to NZ, in 2016, from Australia where she trained as an art teacher and art therapist. She has worked for many years as a textile artist. She has also exhibited and created many individual commissions and has received a variety of awards and scholarships for her artworks. Lois has taught workshops in a range of textile arts in both Australia and NZ.

See our website to view the full piece.

304



TUESDAY, WEDNESDAY, THURSDAY

Colleen Plank: *Expand Your Landscape*

Using an experimental approach we will begin this class with a series of supplied images of Nelson Landscapes. We will then explore ways to translate them into a foundation in which to experiment with new media such as metal and wire as a form of expression. We will also use techniques such as dyeing NZ wool and silk, into subtle combinations, to use as a felted base that will later be enhanced with stitch to reflect your own creative style.

Kit cost: \$30

Level: All levels

Colleen Plank has been a practicing textile artist and tutor since the early 1990s and has exhibited locally, nationally and internationally in that time. She is an award winning artist with work in private collections around the globe. For the past 16 years Colleen has been the Specialist Textile Tutor and Arts Technician in the Arts and Media Department at Nelson Marlborough Institute of Technology.

201



Hazel Blomkamp: *Tumbleweeds Series*

This workshop will open up a world of possibilities for the already accomplished embroiderer and is for stitchers who have a good basic knowledge of the art. It will particularly appeal to the embroiderer who enjoys stitching fine, detailed embroidery. Because the workshop will cover all of the stitches and techniques used in the entire Tumbleweeds series, participants will be taught on a fabric sampler. This will make it possible to cover everything in class and will mean that each person will go home with a reference for what he or she needs to do when working the project. Using perle and stranded cottons, hand painted silk ribbon, Miyuki beads and Swarovski flatback crystals, each one is worked on a natural-coloured cotton linen blend. Participants will be able to choose a minimum of one or all three of the projects.

Kit cost: Tumbleweeds/1 \$149, Tumbleweeds/2 \$128, Tumbleweeds/3 \$190.

Level: Competent Intermediate to Advanced

Based in Southern Africa, Hazel Blomkamp is an author who has embroidered from childhood. Her books include Crewel Twists, Crewel Intentions and Hand Stitched Crazy Patchwork, along with stitch guides for needle lace and needle weaving techniques. During 2018 her new book, Crewel Creatures will be published. She has taught in countries on four continents and is looking forward to sharing her techniques and skills in NZ.

202



Phillipa Turnbull: *Jacobean Medley*

This charming design uses a variety of traditional crewel work stitches. You will be guided through the order of work and will be able to discuss common faults which may just be holding you back from achieving your personal goal. You will also discuss stitch and colour choices, and this workshop is ideal for those who wish to design their own crewel embroidery or to improve their technique. You will leave with a comprehensive set of instructions for this design as well as increased crewel confidence!

Kit cost: \$150

Level: All levels

Designer Phillipa Turnbull's ongoing research into British crewel work, allows her to bring textile information from the original source in, castles, museums and country houses, including stitches and techniques long forgotten by current needlework and stitch books. Phillipa's aim is to keep designs and techniques from the past appreciated and understood so they may survive for the next generation, thus ensuring embroiderers continue to derive happiness and enjoyment from needlework through shared experience.

203



Merrilyn Heazlewood: *Terracotta Tiles*

Terracotta reflects different tones and shades when the sun is shining on it and a dramatic change occurs when it gets wet. In this class you will combine all these elements into your Terracotta Tiles by using selected stitches that are layered, and with the use of textured threads.

Kit cost: \$110

Level: Intermediate Level

Merrilyn Heazlewood is an internationally renowned hand embroiderer, designer, author and teacher. Merrilyn opened her first needlework shop in 1978 and, with her artistic heritage and passion for handwork, this was the starting point for a long creative and rewarding journey, with needle, threads and fabric.

204



Fiona Crowther-Aker: *Something to Dye For*

The design for this class features a skull at the centre and is inspired by Mountmellick. You will complete surface embroidery, including all of the stitches needed to complete the design, which are mostly worked with heavy thread on heavy fabric. You will not complete a finished item in two days but when finished the piece can be used for a variety of items such as a threads compendium, framed or sewn onto a jacket.

Kit cost: \$35 (inc instruction book for both designs and Stitch With Me DVD)

Level: All levels

Fiona Crowther-Aker has been tutoring for a number of years in a variety of techniques including smocking, raised embroidery, Elizabethan and Ruskin. She credits her learning to family members and talented elders of the Guild she belongs to. Fiona strives to provide comprehensive instructions for all the projects she designs, with take home information for completion.

205



Alison Snapp: *Samite Spot Sampler*

This project is based on historical needlework from a collection of 4th to 7th century rug fragments held in a museum in Kuwait. You will enjoy the interpretation of the design in stitches that are experimental as well as more usual. The sampler is a spot sampler style worked in a number of counted thread techniques on 30 count even weave linen with a mixture of cotton and silk threads.

Kit cost: \$40 for Folio

Level: Experience of working counted thread embroidery

Alison Snapp is well known for her many years of teaching in Australia, NZ and London. During the past 33 years she has written several books as well as having exhibited widely. Alison has also received numerous study grants and commissions.

206



Camilla Watson: *Autumn Leaves*

In this class you will begin with a small pre-printed panel which you will then enhance with machine appliqué and embroidery. You will learn to use the 'free-motion' or 'darning' foot on your machine to create flowing satin stitch as well as lovely twisting curves, and then, with your machine, create separate 3-Dimensional foliage to be attached on top.

Kit cost: \$35

Level: All levels/ some sewing machine experience

Camilla Watson is an award winning textile artist who has exhibited nationally and internationally at many Quilt symposiums. She has been teaching for more than 30 years and has received awards for Outstanding Adult Educator for her courses.

207



Dale Rollerson:

Seeing the Leaves Through the Trees

This is a mixed media workshop in which you will learn to create a plethora of leaves using water soluble fabric, silk fibres, sheers, paint, fabrics, free machine stitching and hand stitching. You can also create a painted, stencilled or machine stitched background.

Kit cost: \$50

Level: All levels

Dale Rollerson has worked with threads and fibres throughout her entire life and since 1993 she has worked as a full time textile artist. Her work involves the use of the domestic sewing machine and experimental mixed media and her current fascination is with fragments and distortions, and with the colour and beauty of silk. Dale opened The Thread Studio in 1995 and she has taught for many years in several countries.

208



Margaret Lee: *Wild Iris*

In this workshop you will create a simple portrait of a wild iris done in the style of Chinese Brush Painting. Through doing this you will gain an understanding of the holistic approach in the practice of Chinese Art Embroidery. The project introduces you to concepts and practical applications for a variety of techniques which are the essential building blocks for this type of embroidery.

Kit cost: \$60

Level: All levels

Margaret Lee is a specialist tutor in a variety of Asian embroidery styles. She is a well known author and has taught and exhibited widely. Margaret learnt and practiced Chinese embroidery from a young age. After moving from Singapore to Adelaide she began teaching embroidery and from the early 2000s decided to specialise in the area of her passion, Asian embroidery.

209



Anne Jacquiery: *Poppies in the Mist*

In this class you will complete an 8cm x 8cm picture, with mountains in the background, and the foreground is stitched in poppies. You will learn a simple style of shading under the poppies, which gives the picture depth and perspective.

Kit cost: \$30

Level: All levels

Anne Jacquiery grew up in Wanaka which was the perfect place to build her creative ability. She has a passion for sewing, beading, and stitching or anything she can design, make and create. Anne now lives in Dunedin and has been embroidering and attending classes for more than 20 years. She now enjoys passing on her knowledge as a tutor.

210



Heather Hamm: *Pulled Thread Bag*

In this class you will complete a design on the front of the bag and suggestions will be given if participants wish to embroider the back as well. The lace style top or frill gives the embroiderer the opportunity to show the delicate pulled thread to the best advantage. The bag will not be completed in class but full instruction will be given for lining and construction.

Kit cost: Nil

Level: All levels

Heather Hamm trained as a Home Economics teacher in Dunedin where she was first introduced to embroidery and later spent many years teaching textiles. Heather moved to Tauranga in 1988 where she joined the local Guild and has served on the committee several times in varying positions. She has tried a variety of embroidery techniques but frequently returns to two of her favourites, pulled thread and canvaswork.

211



Christine Bishop: *Reticella Sampler*

In this class you will be extended in your stitching as you complete a Reticella sampler. It features the development of Reticella from its simplest beginnings to quite complex patterns while still based upon the original grid.

Kit cost: \$35

Level: Experienced/Masterclass

Christine Bishop has studied textiles, and embroidery styles and techniques, in a variety of countries including Britain, Italy, UAE and Cyprus. She has taught extensively throughout Australia for the past 35 years and has published several books on embroidery. See our website to view the full sampler.

212



Judy Mason: *Full Bloom*

To create your 'Full Bloom' picture you will use a combination of Elizabethan/surface stitching/stumpwork, in stranded or silk threads. This is very cost effective as mostly uses a single strand so you have a chance to use threads of your chosen colour which you may already have. Project size 13cm x 13cm.

Kit cost: \$30

Level: Intermediate

Judy Mason has been a member of the OEG for many years. She was taught needle work at KETC by the late Helen Moran. She enjoys all aspects of embroidery and loves using a variety of colours together to create an image, just like painting. Judy has taught at Wanaka/Guild/May Day, and enjoys going to classes and learning new techniques.

213



Yvette Stanton:

Early Style Hardanger Square Panel

Early-style Hardanger was worked at a much smaller scale than we are used to, as they were creating lace. This workshop reintroduces the old-style Hardanger embroidery; using linen thread on 35 count linen fabric, and utilises some old stitches which have fallen out of regular usage. This is not a class for Hardanger beginners, and there will be some accurate preparatory work required before class.

Kit cost: \$35

Level: Intermediate

Yvette Stanton is an Australian embroiderer, embroidery tutor and author of needlework books. She predominantly focuses on traditional and historical forms of embroidery, often whitework. Yvette is also the author of two stitch dictionaries, one of which is for left-handed embroiderers, as she is left-handed.

214



Kerry Seeley: *Daisy in the Window Bag*

Madeira appliqué or pin stitch appears on many vintage items from home ware to clothing. It usually joins two pieces of fabric with a beautiful entredeux type edge. In this example a silk "window" is inserted into a fine linen to create a window. Other embroidery stitches used are shadow work stitches and stem stitch. A beautiful needle lace edge completes the piece.

Kit cost: \$15

Level: Intermediate

Kerry Seeley has a passion for white work in all its counted forms including needle lace techniques and different ways of stitching letters and monograms as well as having experimented with a host of other techniques. Kerry has tutored and exhibited throughout NZ for the past 25 years.

215



Marie Talbot: *Animal Series*

Learn about the complexities of stitching and shaping animals so they look three dimensional and life like. You will be given four animals printed on linen and will choose which one you wish to work on in class. Pieces are stitched in Gumnut Yarn "Stars" silk on 55 count Kingston linen. Stitches used are chain, whipped chain and detached buttonhole stitch. You will cover the techniques used on a sample before going onto your main piece.

Kit cost: \$85

Level: Intermediate/Some experience with detached buttonhole

Embroidery and art have always been a large part of Maree Talbot's life, her passion being the Elizabethan period, especially its plants and animals. She has been teaching embroidery to guilds, in embroidery shops and to embroidery groups throughout Australia for over 20 years.

216



Jane Nicholas: Pink Japanese Plum Blossom

This goldwork plum blossom was inspired by a Japanese family crest, known as a mon. You will use traditional goldwork techniques with a variety of gold metallic threads and beads, and stranded cotton thread in several shades of pink (or the colour of your choice), to complete this small embroidered medallion. It may be worked on cream silk, satin or a small square of vintage kimono silk, or the fabric of your choice. The finished panel may be framed, mounted into the lid of a box, or made into a brooch.

Kit cost: \$78

Level: Intermediate/Experienced

Jane Nicholas has been researching and working in the field of embroidery for 25 years. She specialises in stumpwork and goldwork embroidery, has written nine books, and has contributed widely to journals and magazines. She teaches widely for Guilds and businesses in Australia, NZ, Canada and the USA and continues to research and develop new techniques.

217

Margaret Light: Morning Glory and Wallflower Needlefold

Heavily stylised trailing stems link the four folds of this practical needlefold. The front and back feature mature flowers and buds; the internal flaps show opening and emerging buds. Stitched with DMC stranded cottons on natural Strathaven linen, the interior is lined with wool felt, and has 8 linen pockets to hold your needle packets. The whole is bound with linen tape and folds to 15x12cm.

Kit cost: \$80AU or \$50AU if students supply own threads. Level: Intermediate

Margaret has tutored throughout Australia and NZ since 2004. In 2007 she was accredited in surface stitchery by the NSW Embroiderers' Guild and specialises in crewel work. She delights in sharing her exploration of early techniques with others and finds constant inspiration from the decorative arts and her research into the history and evolution of design.



218



Ronnie Martin: Fabulous Fabrics

This workshop will focus on helping you to understand about the many products available and their uses. You will create a 'sampler style' book to allow for further experimentation and record keeping.

Kit cost: \$15

Level: All levels

Ronnie Martin is a well known mixed media textile artist and tutor who has exhibited widely and she has been the recipient of many quilting, creative fibre and embroidery awards. Ronnie is the Creative Director of the annual and very successful 'Changing Threads' exhibition.

219



Gary Clarke: Folded Boxes

You will have a choice of 3 designs for this project. You will learn to work from the back then fill in the details from the front, in this way there is no line detail to remove after the stitching is completed.

Kit cost: \$60

Level: Intermediate

Gary Clarke is a well known tutor from Tasmania who studied art and then worked as a textile designer. He has written books on embroidery, is a regular exhibitor and has taught in several countries. Gary specialises in silk threads on fine organza and different forms of whitework.

220



Glenys Fry: *Abstract Landscapes*

This class is primarily about abstract design. You will use the Nelson environment to draw a design in pastels. From this drawing you will identify an area in it, which you would like to develop, in to a finished piece. The finishing could include but is not limited to; painting on fabric and embellishing with metal thread, embroidering, or nué, or whatever method you choose. Some competence in your chosen technique is desirable as you will complete your piece in your own time.

Kit cost: Nil

Level: Intermediate

Glenys Fry joined the Canterbury Guild in 1985 but now she resides in Blenheim where she is an active leader and tutor. Her interest has been centered around learning traditional techniques and then presenting them in a contemporary design.

WEDNESDAY/THURSDAY

099

THURSDAY Special Half Day Class

Gary Clarke: *Finish your UFOs*

Gary is happy for you to complete one of his kits or something else you may have in mind. If you have a project in mind, he is happy to work with something on organza, embellishment or soft cotton white work.

Kit cost: Nil

Level: All levels

221



Jo Dixey: *Contemporary Silk Shading*

In this workshop you will create a simple, abstract design. You will get to grips with long and short stitch by learning how to keep your stitches smooth and how to change colours to create a shaded piece of art.

Kit cost: Nil

Level: All levels

Jo Dixey is a well known embroiderer and stitch artist. She has had many commissions, and has taught and exhibited widely, throughout NZ and Australia, for both embroidery and quilting. Her first embroidery book, 'Stitch People', has just been published.

222



Shirley Pygott: *Sparkling Mandala*

You will find this to be a stimulating project as it will encourage you to develop your own colourways using variegated perle 5 threads. You will learn to: balance colours and tones, stitch an "in the round" design on linen twill and embellish with sequins and beads to complete an individualised design. A great variety of outcomes is possible.

Kit cost: \$55 or \$4 for colour notes and provide own materials (excludes footstool).

Level: All levels

Shirley Pygott enjoys using traditional techniques and materials in new and innovative ways, she especially likes using metal thread, surface stitch and needle lace. Shirley has tutored and exhibited widely for several years and has been the recipient of many awards.

223



Hazel Blomkamp:

Hand Stitched Crazy Patchwork Embellishment

Aside from learning how to make 3-dimensional beadwork flowers and leaves, along with needle tatting, in this workshop you will work on printed sample fabric when learning the needle lace and bead embroidery techniques as well as the thread and ribbon stitches. These pieces of fabric will ultimately form the pages of a rag book, the cover of which will be embellished crazy patch. The kit will consist of a made-up piece of crazy patch, measuring 150x230mm, ready for embellishment using the techniques learned in the workshop. Once complete, the rag book will provide a vehicle for learning and practise, as well as a reference book for future projects. You will need a copy of Hazel's book, *Hand Stitched Crazy Patchwork* (approx NZ \$39.99) – bring it with you to the workshop.

Kit cost: \$145

Level: Competent Intermediate to Advanced

224



Merrilyn Heazlewood:

Emperresses' Night Out

This design was inspired by the Emperor Penguins of the Antarctic who are usually dressed in dinner suits but you will embroider them in evening gowns. You will have the opportunity to move the thread colours around and to work with a wonderful range of metallic and fuzzy threads to create a fun design in more than ten freestyle embroidery stitches and a small amount of needlepoint.

Kit cost: \$120

Level: Intermediate

225



Fiona Crowther-Aker:

Love that Thread

The design for this class features a heart at the centre which is inspired by Mountmellick. You will complete surface embroidery, including all of the stitches needed to complete the design, which are mostly worked with heavy thread on heavy fabric. You will not complete a finished item in two days but when finished, the piece can be used for a variety of items such as a threads compendium, framed or sewn onto a jacket.

Kit cost: \$35 (Includes pattern instruction booklet for both designs and *Stitch With Me DVD*)

Level: All levels

226



Alison Snepp:


Dodecanese Embroidered Bag

This project is based on historical needlework in a technique that has been lost over the last couple of hundred years. You will learn padded Rhodian cross stitch and you may use Gumnut Yarns 'Stars' or you may choose a mixture of Stars and stranded cotton. You will stitch on Danish Handcraft Linen 12U (30ct) to create this pouch style bag. After completion you can line it and close it with a zipper.

Kit cost: \$35 for Folio

Level: Experience of working counted thread embroidery

227



Camilla Watson: *Autumn Leaves*

In this class you will begin with a small pre-printed panel which you will then enhance with machine appliqué and embroidery. You will learn to use the 'free-motion' or 'darning' foot on your machine to create flowing satin stitch as well as lovely twisting curves, and then, with your machine, create separate 3-dimensional foliage to be attached on top.

Kit cost: \$35

Level: All levels/some sewing machine experience

See Workshop 206 for the full image.

228



Dale Rollerson: *Old Doors and Openings*

Old doors hold secrets, old marks, peeled paint, exotic patterns and an opening. This is a fun workshop in which you will be encouraged to try new techniques using a variety of mixed media. You will make little fabrics and papers and link lots of elements together to create a small series of pages of doors and then to assemble them.

Kit cost: \$40

Level: All levels

229



Margaret Lee: *Sakura Purse*

The focus of this workshop is on the Sakura (cherry blossom), the flower synonymous with Japan and which is symbolic of spring, a time of renewal. You will understand a variety of skills including: the use of colour to create dimensional perspective, creating lines with different techniques to achieve the desired effect and foundation principles for excellence in bead embroidery.

Kit cost: \$75

Level: All levels

230



Anne Jacquiery: *Poppies in the Mist*

In this class you will complete an 80mm square picture, with mountains in the background and the foreground is stitched in poppies. You will learn a simple style of shading under the poppies, which gives the picture depth and perspective.

Kit cost: \$30

Level: All levels

231



Heather Hamm: *Colour Through Canvas Hussif*

This class will cover a variety of canvaswork stitches, worked diagonally to create an interesting design. Individual use of colour, using tones and shades of a few basic threads, will be used to compliment and contrast with each other. The chosen colours can be supplemented by the use of metallic, silk or rayon threads if so desired. This project will not be completed in class but full instructions will be given for lining and construction.

Kit cost: Nil

Level: All levels



232



Christine Bishop: *Peony Rose Sweet Bag*

Lovers of counted work will enjoy working this sweet bag, scissor fob and pin cushion. Instead of the usual surface stitches, the design is worked in a wide variety of unusual stitches. The pink peony roses are outlined within a traditional Japanese lattice design in a dark blue on 28 count Permin 'Lambswool' linen.

Kit cost: \$35

Level: Intermediate

233



Judy Mason: *Kick Up Your Heels*

This decorative shoe is a fun piece which will give you a chance to be creative. It is worked in surface stitching – Satin stitch/French knots/long and short stitch/couching, mostly in single stranded or silk threads. If you can thread a needle you can achieve this project. Use all your bright mismatched colours leftover from other projects, the bolder the better.

Kit cost: \$25

Level: Beginners/Intermediate

234



Yvette Stanton: *Portuguese Whitework Sampler*

This workshop introduces the basics of Portuguese whitework, known as Guimarães embroidery, from northern Portugal. If you are scared of bullion stitch, there is no need to be - this class is a great way to learn and perfect bullions on 38 Count linen. Students could frame their class piece or make it into a pincushion, cushion, biscornu, needle book etc.

Kit cost: \$25

Level: All levels

235



Kerry Seeley:
Daisy in the Window Bag

Madeira appliqué or pin stitch appears on many vintage items from home ware to clothing. It usually joins two pieces of fabric with a beautiful entredeux type edge. In this example a silk "window" is inserted into a fine linen to create a window. Other embroidery stitches used are shadow work stitches and stem stitch. A beautiful needle lace edge completes the piece.

Kit cost: \$15

Level: Intermediate

236



Marie Talbot:
Peacock Splendour

The design you will complete in this class features a peacock surrounded by scrolls of gold, stitched in Gumnut yarn "Stars" silks on 55 count Kingston linen. The stitches you will use are raised stem band, fly stitch, satin stitch, chain and heavy chain stitch, and you will work the stitches on a sample before going on to the main project. Your finished piece can be framed or mounted on the lid of a box.

Kit cost: \$45

Level: All levels

237



Jane Nicholas:
Shakespeare's Flowers

This small stumpwork panel is the third in a series inspired by the illustrated border of a letter written in 1598 – the time of Elizabeth I and Shakespeare. In this class you will embroider on ivory silk satin with silk threads. This design features flowers common to the era: the gillyflower, dianthus caryophyllus, with petals worked in Turkey knots and a padded base covered with detached buttonhole stitch, a periwinkle, vinca minor, with detached wired petals, plums, prunus domestica, embroidered and appliquéed, and barberries, berberis vulgaris, worked in padded satin stitch. The panel is outlined with a border of fine red lines, worked in back stitch.

Kit cost: \$45

Level: Intermediate

238



Margaret Light:
Deerfield-Style Tile

This project has been framed in 3D as a tile, but the design could equally be made up as a cushion or a bag front. The 200mm design features a two handled vase with sprays of foliage and flowers, and is worked with one ply Gumnut yarns "Daisies" in tones of blue on off white linen twill, using stitches typical of Deerfield work.

Kit cost: \$45AU

Level: All

1 DAY classes

MONDAY

101



Wendy Bailye: Embossed Felt – what lies within the centre?

In this class you will learn wet felting and embossing techniques using paj silk fabric, the use of resists and hand laying of flat felt base fibre to make solid wool felt fabric. This project works with black and white only.

Kit cost: \$59 AUD

Level: All levels

Wendy Bailye is a well known and imaginative, award winning, Australian contemporary felt artisan, designer and tutor who has been making felt for nearly 25 years.

TUESDAY

104



Wendy Bailye: Nuno Felted Floral Scarf with 3D Centres

In this class you will learn wet felting, nuno felting, embellishment with fibres and threads and 3 D additions to a flat surface to produce a stylish lightweight scarf on a fine silk georgette base.

Kit cost: \$49AUD

Level: All levels

Wendy Bailye uses an eclectic mix of wool fibres, fabrics, silks, threads and recycled materials, to produce fibre-rich artworks and wearables.

MONDAY

102



Shirley Pygott: Casalguidi Sea Change Panel

This workshop is an introduction to, with a modern interpretation of, traditional Casalguidi techniques. You will complete a selected marine motif which you will work in padded needlelace, wrapped in cords and bars, on a pulled work background, to create a two part panel.

Kit cost: \$28 or \$4 for colour notes

and provide own materials

Level: Intermediate

TUESDAY

105

TUESDAY

106



Jo Dixey: #Stitchplay

Many embroidery stitches can be played with to create a totally different look to what you expect. In this class you will be playing with stitches and will then see where they lead you. No knowledge of stitches is required as Jo will teach you the basics; just bring a sense of fun.

Kit cost: Nil

Level: All levels, 12 years and over

MONDAY

103



Jo Dixey: Playing with Stitch

We all get stuck in a rut in how we stitch. This workshop is designed to get you out of the rut and to play with stitches you use all the time so that you can create a fun stitch sampler.

Kit cost: Nil

Level: Intermediate

THURSDAY

111



Phillipa Turnbull: We Three Kings

This detail from a 1650s altar frontal uses only one colour of specially cochineal dyed 'hard-spun' wool and is worked with an interesting range of embroidery techniques of the mid 17th century. A replica of the full altar frontal will be on display during Conference.

Kit cost: \$120

Level: All levels

WEDNESDAY

107


Phillipa Turnbull: Rabbits at Dawn

Fun for experienced embroiderers and a 'learning curve' for beginners. Put your trust in Phillipa, follow exactly what she says, and you will be enjoying long and short 'soft shading', French knots and laid and couched work as never before. A design you know you will complete.

Kit cost: \$90

Level: Beginner, but enjoyed by all levels as Phillipa can offer more complicated stitch alternatives

WEDNESDAY

110


Gary Clarke: Purse Mirror

In this workshop you will pre-select a design, for which you will then be given a colour guide and will understand how stitching on a pre-printed background affects the colours used. You will work your chosen design in simple stitches.

Kit cost: \$35

Level: Basic intermediate level

WEDNESDAY

108


Wendy Bailye: Creating Textured Felt Embellished with Stitching

In this class you will learn wet felting, felted embellishment with fibres and threads, and raised additions to a flat surface, to produce four sample pieces that can be stitched or embellished later. Wendy will also demonstrate free machine embroidery on felt.

Kit cost: \$39AUD

Level: All levels

WEDNESDAY

109


Ronnie Martin: Make Your Mark


In this workshop you will learn how to make your own stamps, print blocks and stencils, from a wide range of easily found materials. By taking a simple design idea you will be able to give an individual look to your work.

Kit cost: \$15

Level: All levels

THURSDAY

112


Wendy Bailye: Felted Holey Wrap

Learn wet felting with superfine wool, embellishment with fibres and threads, cobweb felting and making holes. Lay out fine, even felt, to complete a solid, stylish, lightweight, felted woollen wrap/scarf. Learn more about texture and design for a successful finished product. This scarf can be beaded and stitched after class if desired. Choose from 2 colourways Plum or Tropical.

Kit cost: \$59AUD

Level: All levels

THURSDAY

113


Ronnie Martin: Transformations

Transfer paints offer a wonderful variety of possibilities for textile artists and for the creation of individual contemporary embroidery. In this workshop you will experiment with and learn about, the different properties and application of these paints.

Kit cost: \$10

Level: All levels

National Embroidery School

Evening Lecture Programme

The evening lecture series will be held in the NMIT auditorium.

The fee for each lecture is \$5 per person. Two lectures are offered Monday to Wednesday evenings, during the National Embroidery School. Seating is limited to 80 people.

MONDAY JULY 16

First half: 4.00pm – 4.50pm

1 Camilla Watson *Zen and the Art of Textile Art*

Not by nature a very 'zen' person, Camilla moved from a career as a business analyst to counsellor and life-coach. Discovering her 'zen' on the way she also uncovered her artistic ability, leading to national and international awards in her field.

Second half: 5.00pm – 5.50pm

2 Gary Clarke *Freestyle Organza*

The qualities of an organza base fabric. Found objects to stitch with. Stitches and thread use.

TUESDAY JULY 17

First half: 4.00pm – 4.50pm

3 Margaret Lee *More than Embroidery -The Chinese Embroidery Tradition*

Embroidery has a long tradition in Chinese culture and history, playing a significant role through every echelon of society and in almost every aspect of daily life. This talk will give a brief overview on the role of Chinese embroidery from the past to the present and its continued development with the changing times.

Second half: 5.00pm – 5.50pm

4 Ronnie Martin *The Maker's Mark*

The mark as a means of self-expression in contemporary textiles.

WEDNESDAY JULY 18

First half: 4.00pm – 4.50pm

5 Christine Bishop *Embroidery of Cyprus ie Lefkaritiko*

How it developed over the centuries and what is currently being worked in villages.

Second half: 5.00pm – 5.50pm

6 Yvette Stanton *A Journey Into Self-Publishing*

The process of researching, writing and publishing her needlework books. Yvette has written eight so far, and she is working on the ninth. She is a book designer by training, and she has worked in the publishing industry.

National Embroidery School

REGISTRATION FORM

WORKSHOP CHOICES

Use this form if you are *not* registering online.
Do not include kit costs with the fees.

CHOICE	CODE	CLASS TITLE	FEE
1			
2			
3			
4			
5			
Total of FIRST CHOICE workshop fees			\$

- ☐ I will need to hire a sewing machine.
Full hire details will be sent with the needs list.
- ☐ I am a full-time student aged between 12 and 18 years old and claim my \$40 discount for the class #StitchPlay.
- School name _____
- School contact telephone _____
- I understand proof of age may be required at the beginning of class
and my school may be contacted to confirm my enrolment status.*

EVENING LECTURE CHOICES

Fee for each lecture is \$5. Maximum of 80 attendees.

EVENING OF	TIME	LECTURE	FEE
Monday	4pm	1. Camilla Watson <i>Zen and the Art of Textile Art</i>	
	5pm	2. Gary Clarke <i>Freestyle Organza</i>	
Tuesday	4pm	3. Margaret Lee <i>More Than Embroidery - The Chinese Embroidery Tradition</i>	
	5pm	4. Ronnie Martin <i>The Maker's Mark</i>	
Wednesday	4pm	5. Christine Bishop <i>Embroidery of Cyprus ie Lefkaritiko</i>	
	5pm	6. Yvette Stanton <i>A Journey Into Self-Publishing</i>	
Total lecture fees			\$

NATIONAL EMBROIDERY EXHIBITIONS

CONDITIONS OF ENTRY

ENTRY FEES

Contemporary \$25; Traditional \$25;

Founders \$35; Young Persons: \$10.

Please make cheques payable to: Conference 2018

- All entries must be the entrant's own work and have been completed in the two years prior to June 2018.
- Any breaches of copyright will mean the removal of the piece of work. Any expenses incurred by a breach will be charged to the exhibitor
- Entries must not have previously been exhibited at any other exhibition.
- All entries will be subject to selection except those in the Young Persons' section.
- The judges' decision will be final and no correspondence will be entered into regarding the selection of entries.
- Failure to include entry fee will invalidate the entry.
- Entry fees are non-refundable.
- All entries must have a major stitched content, whether by hand or machine.
- All entries intending to be hung must have secure means of hanging, except for the Founders Award entries.
- It would be preferable if work submitted did not have any glass framing. This is for judging and photographic purposes.
- When sending your work please ensure that the content is well packaged, particularly if it is fragile.
- Insurance: Insurance of entries in transit and during the exhibition is the sole responsibility of the exhibitor. All reasonable care will be taken.

PAYMENTS

- Payments may be made by internet deposit, cheque or bank draft.
- Please make cheques payable to:
Nelson Embroiderers' Guild Conference 2018
- Paying by internet:
Account name: **Nelson Embroiderers' Guild Conference 2018**
Bank: **03 1709 0107301 00**
PARTICULARS: Your first name
REFERENCE: Your surname

PHOTOGRAPHY

- No cameras are allowed in the exhibition areas.
- A DVD of all accepted work will be available to order and payment can be made at the Conference 2018 Registration Desk at NMIT.
- Conference 2018 and The Association of New Zealand Embroiderers' Guilds reserve the right to use photographs and copy related entries for publicity purposes.
- **No photographs are to be taken in the exhibition areas.**

EXHIBITION AWARDS

CONTEMPORARY

1st - \$3000

2nd - \$1500

3rd - \$750

————— *Extensions \$500* —————

TRADITIONAL

1st - \$3000

2nd - \$1500

3rd - \$750

FOUNDERS

\$2000

YOUNG PERSONS

INDIVIDUAL, both age groups

1st - \$300

2nd - \$200

3rd - \$100

YOUNG PERSONS

GROUP, both age groups

1st - \$300

2nd - \$200

3rd - \$100

EXHIBITION SECTIONS/INSTRUCTIONS

Contemporary:

Hardcore / *Taiorere*

OPEN

SELECTED

- Open to all embroiderers and textile artists.
- Work must be original in concept and design.
- Multi-media entries with a good percentage of stitch content, by hand or machine, will be considered.
- Lace and beading will be accepted.
- Entries must have an artist's statement.

Traditional:

Centre of My World / *Rito o te Ao*

OPEN

SELECTED

- Open to all embroiderers and textile artists.
- Work must be original.
- No kits, charts or workshop designs accepted.
- Lace and beading will be accepted.

Founders Award:

Nucleus / *Tumu*

ASSOCIATION OF NEW ZEALAND EMBROIDERERS' GUILDS MEMBERS ONLY

SELECTED

- Entry to be the work of a member of a Guild affiliated to Association of New Zealand Embroiderers' Guilds Inc.
- The entry must be mounted on the supplied backing board and the top of the work marked on the back.
- The A4 card may be used for display either vertically or horizontally.
- The work is to be attached to the card so that the work hangs freely, ie not wrapped or laced around the card.
- The embroidery may be any shape but must not extend beyond the edges of the A4 card. The card is merely a means of displaying the embroidery.
- Work may be traditional or innovative/creative.
- Lace and beading will be accepted.
- The work may be a fragment or a complete statement.
- An artist's statement must accompany the work.
- The exhibition organisers will be responsible for arranging a means for the hanging of the work.

Young Persons:

Where The Heart Is / *Toko Manawa*

OPEN

NON-SELECTED

There are two sections to each age group - Individual and Group.

- 12 years and under as at 30 June 2018; Individual and Group.
- 13 to 18 years as at 30 June 2018; Individual and Group.
- Any person within these age groups may submit work for the exhibition.
- Entries to be the work of the person(s) submitting the work and contain a significant stitch content by hand or machine.
- Entries must not have been exhibited previously at any exhibition.
- Work must have been created within the last two years.

FORM A:

Embroidery Exhibition Registration

This form advises the Exhibition Coordinator how many entries you intend to submit.

You may submit a total of three entries per category except for the

Founders Award, which is limited to one entry per person.

DO NOT SEND YOUR COMPLETED EXHIBITION ENTRY YET.

Please complete this form and post to:
Exhibition Coordinator: Paula Hucklesby,
57 Seymour Ave, The Brook, Nelson 7010

TO ARRIVE NO LATER THAN:

Founders Section: **Monday May 14, 2018**

Contemporary, Traditional and Young Persons: **Friday May 18, 2018**

Full name					
Street address					
Town				Postcode	
Phone			Mobile		
Email					
I am a member of ANZEG	Yes	No	Guild name		
I am a member of ANZEG Extensions	Yes	No			
Total number of entries I am sending for the exhibition <i>Please note how many entries in each section you are registering, up to a total of 3 entries per category except Founders - *The Founders Award is limited to 1 entry per person.</i>					
Contemporary \$25		Traditional \$25		*Founders \$35	
Young Persons		12 years and under \$10		13 to 18 years \$10	
Young Persons Group		12 years and under \$10		13 to 18 years \$10	
Name of Guild/ School/ Group					
Total number of Entries @ \$25 each					\$
Founders Entry @ \$35					\$
Number of Entries @ \$10 each					\$
DVD of Exhibitions @ \$15 each					\$
TOTAL FEES ENCLOSED					\$
Make cheques payable to: Nelson Embroiderers' Guild Conference 2018					

Checklist - Have you?

- ☐ Carefully read and re-read the Conditions of Entry?
- ☐ Enclosed a Stamped Self Addressed Envelope for your receipt?
- ☐ Enclosed a cheque to cover entry fees, catalogue and/or DVD (if required)

DO NOT REMOVE PAGES – Please photocopy Form A/B and send the photocopy to Exhibitions Convenor: Paula Hucklesby, 57 Seymour Ave, The Brook, Nelson 7010. This way your Registration Book retains your copy of the forms and the workshop timetable.

◀ **EXHIBITION ENTRY FORM A:**

For Contemporary, Traditional and Young Persons' Sections:

- Send Entry Form A with your entry fees to:
The Exhibition Coordinator, Paula Hucklesby
57 Seymour Ave, Nelson 7010, New Zealand
to arrive no later than Friday May 18, 2018.
- No Exhibition Entry Forms A will be accepted after this date.
- Up to three (3) pieces per category may be entered.
- We suggest that Entry Form A is photocopied for your reference.

For Founders:

- Send Entry Form A with your entry fees to:
The Exhibition Coordinator, Paula Hucklesby,
57 Seymour Ave, Nelson 7010, New Zealand
no later than Monday May 14, 2018.
- Please include a Size 3 posting bag with your address so the mounting card can be sent back to you.

YOUR CHECKLIST: Have you?...

Before you post your registration for the ANZEG Conference and/or the National Embroidery School, please check that you have included all relevant options:

- | | |
|---|---|
| <input type="checkbox"/> Base Registration Fee (everyone must pay this fee) | ANZEG Member: \$70
Non-members: \$85 |
| <input type="checkbox"/> Late Registration Fee if you are registering after February 28, 2018 | +\$15 |
| <input type="checkbox"/> Conference Fee
<i>If you are attending any conference events over the weekend you need to include this fee.</i> | \$40 |
| <input type="checkbox"/> Extensions Day Fee (Extensions members only) | \$55 |
| <input type="checkbox"/> Exhibition Opening | \$10 |
| <input type="checkbox"/> Awards Dinner | \$75 |
| <input type="checkbox"/> Bus for the Dinner | \$10 |
| <input type="checkbox"/> Workshop(s) Fee(s) (do not include kit fee) | \$_____ |
| <input type="checkbox"/> Lecture(s) Fee(s) | \$_____ |
| <input type="checkbox"/> Special Requirements noted <i>Special Requirements for meals, mobility etc.</i> | |
| <input type="checkbox"/> Your <i>photocopied</i> Registration Form | |
| <input type="checkbox"/> Paid via credit card or internet banking
OR a cheque or bank draft to cover the above is enclosed <input type="checkbox"/> | |
| <input type="checkbox"/> Two stamped, self-addressed envelopes
<i>From those registering by the paper forms or paying by cheque/bank draft.
This is so we can confirm bookings, send receipts and advise you of workshops.</i> | |

Please let us know at your earliest convenience if your plans change.

DO NOT REMOVE PAGES – Please photocopy Form A/B and send the photocopy to Exhibitions Convenor: Paula Hucklesby, 57 Seymour Ave, The Brook, Nelson 7010. This way your Registration Book retains your copy of the forms and the workshop timetable.

EXHIBITION ENTRY FORM B:

For Contemporary, Traditional and Young Persons Sections:

- **An Entry Form B must be filled in for each piece of work.** Please place all completed Entry Forms B in an envelope and place **INSIDE** your package.
- Each entry must be clearly labelled with your name, title of the work, exhibition section. These details must be on a swing tag attached to the back of the work. Do not use sticky labels.
- Please send your entries to:
The Exhibition Coordinator, Paula Hucklesby, 57 Seymour Ave, Nelson 7010 New Zealand.
- All work must be received before 5:00pm, Thursday June 14, 2018.
- Although the entries of more than one exhibitor may be sent in one package, each entry must be well-packaged in its own separate, named bag. Flat articles may be wrapped around a padded cardboard tube. It is important to use strong, secure and reusable packaging with NO parcel tape/ cellotape on internal packaging.
- Please name all packaging.
- Exhibitors are responsible for insurance of their piece during all phases of the exhibition process.

Founders Section:

- Please send your entries to:
The Exhibition Coordinator, Paula Hucklesby, 57 Seymour Ave, Nelson 7010 New Zealand.
- All work must be received before 5:00pm, Thursday June 14, 2018.
- Your work must be sent in a NZ Post Size 3 Prepaid bubble bag. No extra packaging is to be used.
- You must also include a NZ Post Size 3 Prepaid bubble bag with your address clearly written on the bag, for the return of your work.

DELIVERIES AND RETURNS

- **The final deadline for receiving work for selection is 5:00pm on Thursday June 14, 2018.**
- Exhibitors will pay all the delivery costs, including return postage.
- Posted entries will be accepted but must meet the above deadline. It is the exhibitor's responsibility to ensure that this deadline is met.
- Late entries will not be accepted and will be returned immediately.
- Non-selected entries will be returned after the selection process, except those in multiple consignment packaging, where all entries will be returned after the exhibition.
- All accepted entries will be released for return at the end of the exhibition.
- Any sold entries will be released to the purchaser at the close of the exhibition.
- Please ensure that you have included with Entry Form B your courier tickets, postage for the return of your entries, and your return address labels. For Founders Section please see above.

Registration and Entry Forms can be downloaded from Conference's website: www.conference2018.co.nz

Embroidery Exhibition Entry Form

Complete this form and attach it with your entry.

You must submit a separate entry form for each piece of work.

You will need to photocopy this form if you are sending in more than one piece of work.

Delivery your entry and this form to:
Exhibition Coordinator: Paula Hucklesby,
57 Seymour Ave, The Brook, Nelson 7010

Entries must be received by 5:00pm, Thursday June 14, 2018

Full name			
Street address			
Town		Postcode	
Phone		Mobile	
Email			
Guild name			
Courier name			

SECTION (TICK AS APPLICABLE)

☐ Contemporary ☐ Traditional ☐ Founders ☐ Young Persons ☐ Young Persons Group

Title of work	
Medium of work	
Design source / inspiration	

Artist Statement (50 words or less) *to accompany pieces in Contemporary exhibition:*

☐ I have read and agree with the Conditions of Entry..

☐ I understand and agree that my work may be used in Conference 2018 and ANZEG-related publicity.

Signed		Date	
--------	--	------	--

Checklist – Have you?

- ☐ Enclosed your return courier tickets/postage?
- ☐ Checked that your return address above is correct?



YOUR DEDICATED SEWING CENTRE

BERNINA
made to create

bernette
sublime

Stitch Knit Quilt Sew Teach Design



Treasure the Traditional



Celebrate the Contemporary



www.nancys.co.nz - unique embroidery & Strand
crewel yarn

www.theyarnstudio.co.nz - gorgeous knitting yarns

www.jenniferpudney.com - fun needlepoint kits

261 Thorndon Quay,
Wellington
New Zealand

+64 4473 4047 or 0800 783 39
nancys@nancys.co.nz